

American English


# First Friends 3

Student Book

Susan Iannuzzi



موسسه زبان دهخدا  
dehkhodaedu.com



OXFORD

Student Audio CD with songs,  
stories, and everyday English



# First Friends 3

Student Book



Susan Iannuzzi

OXFORD  
UNIVERSITY PRESS



# Level 3 Scope and Sequence

Topics & Objectives	Vocabulary	Structure	Values & Everyday English	Songs, Projects, & Explore	Phonics
<b>1 Hello</b> (Introduction review) <ul style="list-style-type: none"> <li>• Talk about the days of the week</li> <li>• Review the alphabet</li> <li>• Review initial sounds</li> </ul>	Monday Tuesday Wednesday Thursday Friday Saturday Sunday	I'm ... What day is it? It's (Monday).	Being helpful Can you help me, please? Sure.	It's a nice day a-z song Explore: My Week	Revision: <ul style="list-style-type: none"> <li>• alphabet</li> <li>• initial sounds</li> </ul>
<b>2 Our School</b> (School people and places) <ul style="list-style-type: none"> <li>• Ask about and identify people in school</li> <li>• Ask about and identify places in school</li> </ul>	classroom friend music room playground sandbox school bus seesaw teacher	What's this? It's (a sandbox). Who's this? She's / He's (a teacher).	Taking pride in your school I love our school. Yes, it's great. The classroom looks great.	Listen... Listen... sh song Explore: Music	Digraph <b>sh</b> sheep shoes fish
<b>3 My Feelings</b> <ul style="list-style-type: none"> <li>• Talk about feelings</li> <li>• Ask about other people's feelings</li> </ul>	cold happy hot hungry sad thirsty scared sleepy	Are you (cold)? Yes, I am. No, I'm not.	Thinking of others Look out! Are you OK? I think so.	If you're happy and you know it th song Explore: Pets	Digraph <b>th</b> throw thumb bath
<b>4 I Can Jump!</b> (Abilities) <ul style="list-style-type: none"> <li>• Talk about ability</li> </ul>	catch climb draw jump run write read sing	I can (jump). I can't (sing).	Being modest Yours is, too. Good job!	I can jump My insect can climb ch song Project: Making a number insect	Digraph <b>ch</b> chocolate beach kitchen
<b>5 My Home</b> (Rooms and objects) <ul style="list-style-type: none"> <li>• Describe a scene</li> </ul>	bathroom bedroom dining room kitchen living room plant sofa TV	There is (a kitchen). There are (plants).	Appreciating nature Don't break the plants. I'll be careful.	Look at my house! a song Explore: Plants and flowers	CVC words with <b>a</b> cat hat mat





Topics & objectives	Vocabulary	Structure	Values & Everyday English	Songs, Projects, & Explore	Phonics
<b>6 My Room</b> (Bedroom objects) • Describe the location of objects in a room using prepositions	<i>bed</i> <i>blanket</i> <i>closet</i> <i>pillow</i> <i>shelf</i> <i>in</i> <i>on</i> <i>under</i> 1–20 (review)	<i>Where is it?</i> <i>It's in (the closet).</i> <i>It's on (the bed).</i> <i>It's under (the bed).</i>	Keeping your room neat <i>Let's make the bed.</i> <i>Please help me.</i> <i>That's better.</i>	Put your hand on your head e song <b>Explore: Beds</b>	CVC words with <b>e</b> <i>jet</i> <i>net</i> <i>wet</i>
<b>7 On Vacation</b> • Ask about quantity • Count the number of objects in a scene	<i>beach</i> <i>bucket</i> <i>crab</i> <i>sandcastle</i> <i>sea</i> <i>shell</i> <i>spade</i> <i>umbrella</i>	<i>How many (shells) are there?</i> <i>There are (ten).</i>	Telling the truth <i>We did it.</i> <i>We're sorry.</i>	Ten umbrellas in the sun Sitting on the beach i song <b>Project: Making an under-the-sea collage.</b>	CVC words with <b>i</b> <i>big</i> <i>dig</i> <i>wig</i>
<b>8 Let's Eat!</b> (Foods) • Describe what food people have	<i>cheese</i> <i>chicken</i> <i>fish</i> <i>milk</i> <i>potato</i> <i>rice</i> <i>salad</i> <i>soup</i>	<i>She / He has (rice).</i>	Respecting your elders <i>Watch me.</i> <i>Go ahead.</i> <i>Now you try.</i>	I love food! o song <b>Explore: Breakfast Time</b>	CVC words with <b>o</b> <i>hop</i> <i>map</i> <i>top</i>
<b>9 Festival Fun!</b> • Talk about other people's ability	<i>acrobat</i> <i>bicycle</i> <i>clown</i> <i>drum</i> <i>juggler</i> <i>parrot</i> <i>tent</i>	<i>She / He can (climb).</i> <i>It can (sing).</i>	Keeping places clean <i>Please pick that up.</i> <i>Throw it away.</i>	Let's all go to the festival u song <b>Explore: The Circus</b>	CVC words with <b>u</b> <i>bun</i> <i>run</i> <i>sun</i>
<b>10 Jobs</b> • Ask about people and identify their jobs	<i>doctor</i> <i>farmer</i> <i>firefighter</i> <i>nurse</i> <i>pilot</i> <i>police officer</i> <i>singer</i> <i>taxi driver</i>	<i>Is she / he (a doctor)?</i> <i>Yes, she / he is.</i> <i>No, she / he isn't.</i>	Being safe <i>Wait. It's not safe.</i> <i>It's safe now.</i> <i>Let's cross.</i>	How are you today? Bean plant, bean plant <b>Project: Growing a bean plant</b>	Review





Unit  
1

# Hello!



موسسه زبان دهخدا  
dehkhodaedu.com

## Vocabulary

### Lesson 1

Listen and say. ↻ 1

Say and do.

Listen and say. ↻ 2

Monday

Tuesday

Wednesday

Thursday

Friday

Saturday

Sunday

Monday






## Structure

### Lesson 2

Listen and say. ↻ 3

Say and do.

Listen, sing, and do. ↻ 4



Structure: *What day is it? It's (Monday).* Song lyrics: AB p.79

Unit 1 Lesson 2

5



# Story

## Lesson 3

Look and say.

Listen. ↻ 5

Listen and act. ↻ 5



# It's Saturday!




It's Saturday!



Let's play.




Give me the ball.



Kick, Adam. Kick!






## Values

### Lesson 4

Listen and say. ↗6

Say and do.

Act.



Value: being helpful  
Everyday English: *Can you help me, please? Sure. You're welcome.*



## Explore

### Lesson 5

Look and listen. ⚡ 7

Listen and read. ⚡ 7


Read and say.

# My Week

It's Monday.



I'm at school.



My dad is at home.

It's Sunday.



My grandma and grandpa are here.



# Phonics

## Lesson 6

Look and say.  
Listen and sing. ➡  
Find.

Aa 

Bb 

Cc 

Dd 

Ee 

Ff 

Gg 

Hh 

Ii 

Jj 

Kk 

Ll 

Mm 

Nn 

Oo 

Pp 

Qq 

Rr 

Ss 

Tt 

Uu 

Vv 

Ww 

Xx 

Yy 

Zz 

Review: Aa-Zz

Unit 1 Lesson 6

9



Unit  
**2**

# Our School

## Vocabulary

### Lesson 1

Listen and say. → 9

Listen and find. → 10

Look and say.

classroom

teacher

music room

friend



## Structure

### Lesson 2

Listen and say. → 11

Say and do.

Listen, sing and do. → 12

school bus

School Bus

seesaw

sandbox

playground

Structure: *What's this? It's ... Who's this? He's/She's...*  
Song lyrics: AB p.79

Unit 2 Lesson 2





## Story

### Lesson 3

Look and say.


Listen. ♣ 13

Listen and act. ♣ 13

# My Friend Rex




What's this?  
It's a sandbox.



Look! A cat!



Who's this?  
It's my friend, Rex.



Oh no! Pat!





I love our school.

Yes, it's great!

## Values

### Lesson 4

Listen and say. ↗ 14

Say and do.

Act.



The classroom looks great.

Thanks!

**Value:** taking pride in your school **Everyday English:** *I love (our school). Yes, it's great. The classroom looks great.*

Unit 2 Lesson 4



## Explore

### Lesson 5

Look and listen. → 15  
Listen and read. → 15  
Read and say.

# Music



This is our music room.



Look at the violin.



Look at the drum. It's big!



We make music. Listen!



## Phonics

### Lesson 6

Learn the sound.

Sing. ↻ 16

Find and say.

sh




sheep



shoes



fish



Phonics: **sh** sheep, shoes, fish

Unit 2 Lesson 6

15



Unit  
**3**

# My Feelings

## Vocabulary

### Lesson 1

Listen and say. ↻ 17

Listen and find. ↻ 18

Look and say.

sad

happy

cold

hungry




## Structure

### Lesson 2

Listen and say. ↗ 19

Say and do.

Listen, sing, and do. ↗ 20



sleepy

hot

scared

thirsty

Structure: *Are you (cold)? Yes, I am. No, I'm not.*  
Song lyrics: AB p.79

Unit 3 Lesson 2

17



# Story

## Lesson 3

Look and say.

Listen. ↻ 21

Listen and act. ↻ 21

# I'm Hungry



Are you hungry?

Yes, I am.



Are you thirsty?

Yes, I am.



Are you hot?

Yes, I am.



Are you hungry?

No, I'm not. Thank you.




## Values

### Lesson 4

Listen and say. 22

Say and do.

Act.



**Value:** thinking of others  
**Everyday English:** Look out! Are you OK? I think so.

Unit 3 Lesson 4

19



## Explore

### Lesson 5

Look and listen. ➔ 23

Listen and read. ➔ 23

Read and say.

# Pets

Look at this insect.  
It's our class pet.



This is my horse.  
She is very big.  
Her name is Sugar.



This is my rabbit.  
He is hungry!



## Phonics

### Lesson 6

Learn the sound.

Sing. ♪ 24

Find and say.

th



**throw**



**thumb**



**bath**





Unit  
**4**

# I Can Jump!

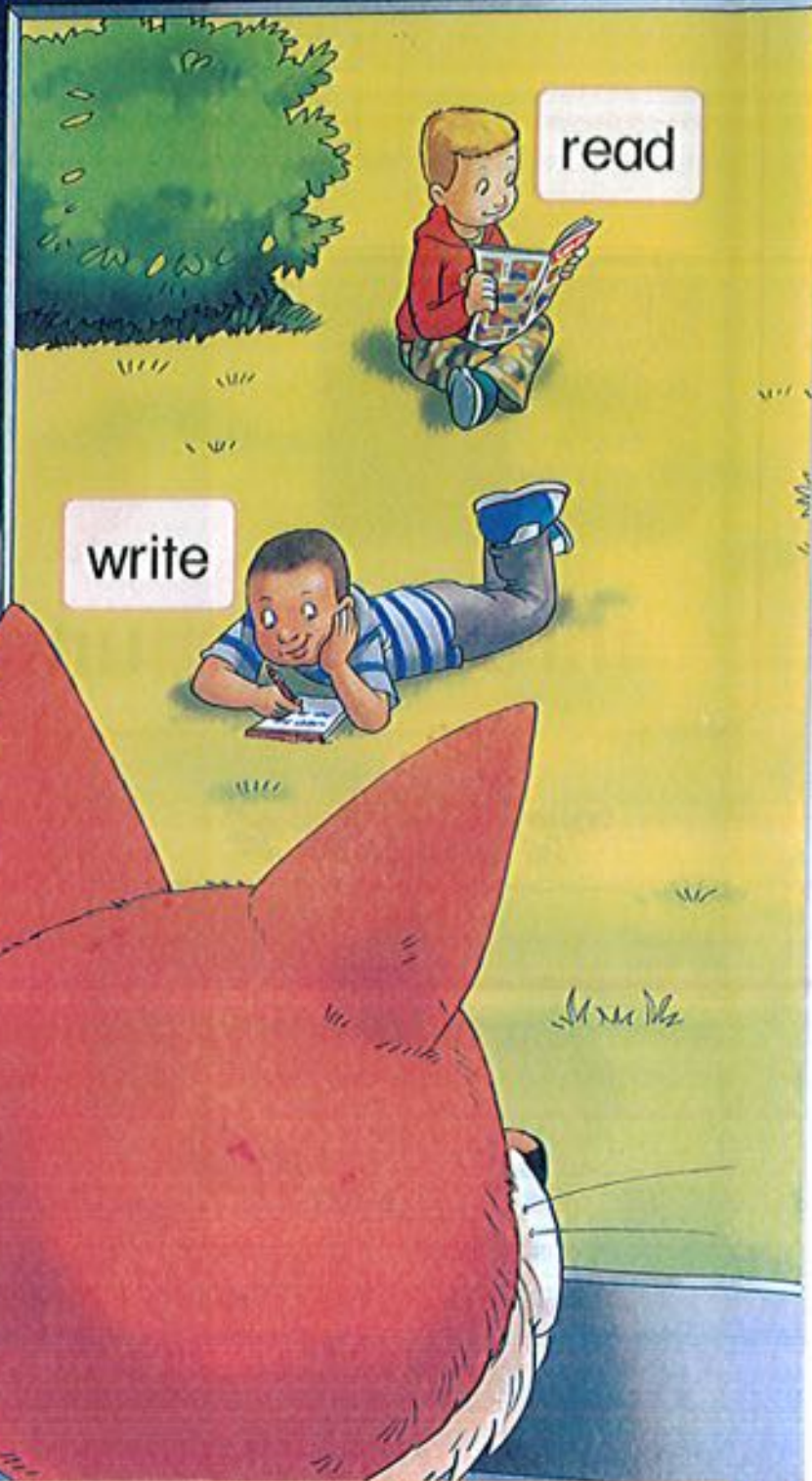
## Vocabulary

### Lesson 1

Listen and say. → 25

Listen and find. → 26

Look and say.






## Structure

### Lesson 2

Listen and say. ↻ 27

Say and do.

Listen, sing, and do. ↻ 28



catch

sing

run

climb

jump

draw

Structure: *I can (run). I can't (sing).* Song lyrics: AB p.79

Unit 4 Lesson 2

23



# Story

## Lesson 3


Look and say.


Listen. ♪ 29

Listen and act. ♪ 29


# Good Job, Baz!




 Kick, Baz! Kick!


 I can't kick.




 Catch the ball, Baz!


 I can't catch.



 Sing, Baz!

 I can't sing.



 I can climb.

 Good job, Baz!




## Values

### Lesson 4

Listen and say. ⚡ 30

Say and do.

Act.



**Value:** being modest **Everyday English:** *Yours is, too. Good job.*

Unit 4 Lesson 4

25



# Project

## Lesson 5

Make.

Sing. → 31

Sing, do, and count. → 31





## Phonics

### Lesson 6

Learn the sound.

Sing. ♪32

Find and say.

ch



chocolate



beach



kitchen



Phonics: **ch** chocolate, beach, kitchen

Unit 4 Lesson 6

27



Unit  
**5**

# My Home

## Vocabulary

### Lesson 1

Listen and say. ↗ 33

Listen and find. ↗ 34

Look and say.





## Structure

### Lesson 2

Listen and say. → 35

Say and do.

Listen, sing, and do. → 36



**Structure:** *There is (a kitchen). There are (five rooms).*  
**Song lyrics:** AB p.79

Unit 5 Lesson 2

29



# Story

## Lesson 3

Look and say.


Listen. ↻ 37


Listen and act. ↻ 37




# My Home




 This is my home.

 This is my living room.



 There's a sofa. There's a TV.

 Look, Jig! I'm on TV.



## Values

### Lesson 4

Listen and say. 38

Say and do.

Act.



**Value:** appreciating nature  
**Everyday English:** *Oh, no! Sorry. Don't break the plants. I'll be careful.*

Unit 5 Lesson 4

31



## Explore

### Lesson 5

Look and listen. ➔ 39


Listen and read. ➔ 39

Read and say.

# Plants and Flowers



There are flowers on this tree.  
They are small and pink.



These plants love the sun.



Look at these plants.  
They are big and purple.



## Phonics

### Lesson 6

Learn the sound.

Sing. ♪40

Find and say.

at



cat



hat



mat



Phonics: -at cat, hat, mat

Unit 5 Lesson 6

33



## Vocabulary

### Lesson 1

Listen and say. → 41

Listen and find. → 42

Look and say.



shelf

bed

pillow

blanket

in





## Structure

### Lesson 2

Listen and say. ♪ 43


Say and do.

Listen, sing, and do. ♪ 44

closet



on



under

Structure: Where is it? It's in / on / under ... Song lyrics: AB p.79

Unit 6 Lesson 2



# Story

## Lesson 3



Look and say.



Listen. ↻ 45

Listen and act. ↻ 45



# Where is it?





 My boat! Where is it?  
 Look under the sofa.

 Where is my boat?  
 Look in the toy box.



 Where is my boat?  
 Look on the table.

 Your boat, Baz! It's in your jacket.  
 Thanks, Sam!




## Values

### Lesson 4

Listen and say. → 46


Say and do.

Act.



Let's make the bed.  
Please help me.

Yes, Dad.



That's better. Good job.

Thanks, Dad.

**Value:** keeping your room neat  
**Everyday English:** *Let's make the bed. Please help me. That's better.*

Unit 6 Lesson 4

37



## Explore

### Lesson 5

Look and listen. ➡ 47

Listen and read. ➡ 47


Read and say.

# Beds

Look! There's  
a slide on this bed.



This bed is under  
a big bed.



Is it a car?  
No, it's a bed!



## Phonics

### Lesson 6

Learn the sound.

Sing. ♪48

Find and say.

et



jet



net



wet



Phonics: -**et** jet, net, wet

Unit 6 Lesson 6

39



## Vocabulary

### Lesson 1

Listen and say. → 49

Listen and find. → 50

Look and say.

sea

shell

beach

crab

spade

bucket



## Structure

### Lesson 2

Listen and say. ↻ 51

Say and do.

Listen, sing, and do. ↻ 52

umbrella

sandcastle

**Structure:** How many (shells) are there? There are (three shells).  
Song lyrics: AB p.79

Unit 7 Lesson 2

41



## Story


### Lesson 3

Look and say.


Listen. ♪ 53

Listen and act. ♪ 53


# How Many Sandcastles Are There?





 Look at the sandcastles!




 How many sandcastles are there?

 One... two... three...



 Four... five... six... seven sandcastles.



 Uh-oh. Now there are six sandcastles!




## Values

### Lesson 4

Listen and say. 54

Say and do.

Act.



You can't catch me.

Yes, I can!



We did it.

We're sorry.

Value: telling the truth  
Everyday English: *We did it. We're sorry.*

Unit 7 Lesson 4

43




# Project

## Lesson 5

Make.

Sing. ↗ 55

Sing and do. ↗ 55





## Phonics

### Lesson 6

Learn the sound.

Sing. 456

Find and say.

ig



**big**



**dig**



**wig**



Phonics: *-ig* big, dig, wig

Unit 7 Lesson 6

45




## Vocabulary

### Lesson 1

Listen and say. ↻ 57

Listen and find. ↻ 58

Look and say.



soup

salad



## Structure

### Lesson 2

Listen and say. ↻ 59

Say and do.

Listen, sing, and do. ↻ 60

milk

cheese

rice

fish

chicken

potato

Structure: She / He has (fish). Song lyrics: AB p.79

Unit 8 Lesson 2

47



## Story

### Lesson 3

Look and say.

Listen. → 61

Listen and act. → 61

# Tess Has Two Sandwiches



Tess has two sandwiches.



I like sandwiches.




Tess has one sandwich.



Baz! My sandwiches!

Sorry, Tess.





Watch me.

## Values


### Lesson 4

Listen and say. 62

Say and do.

Act.

Yes, Grandma.



Go ahead. Now you try.

Thanks, Grandma.

**Value:** respecting your elders  
**Everyday English:** Watch me. Go ahead. Now you try.

Unit 8 Lesson 4

49



## Explore

### Lesson 5

Look and listen. ➔ 63

Listen and read. ➔ 63

Read and say.

# Breakfast Time!



This is my  
breakfast.  
I have bread  
and jam.



I have eggs.



I have soup  
for breakfast.



I have fruit  
and yogurt for  
breakfast.





## Phonics

### Lesson 6

Learn the sound.

Sing. 464

Find and say.

o p



hop



mop



top



Phonics: -op hop, mop, top

Unit 8 Lesson 6

51




## Vocabulary

### Lesson 1

Listen and say. → 65

Listen and find. → 66

Look and say.



acrobat

juggler



## Structure

### Lesson 2

Listen and say. ↻ 67

Say and do.

Listen, sing, and do. ↻ 68

tent

parrot

clown

drum

bicycle

Structure: He / She / It can (jump). Song lyrics: AB p.79

Unit 9 Lesson 2

53



## Story

### Lesson 3


Look and say.

Listen. ↻ 69


Listen and act. ↻ 69

# Pat is an Acrobat




 Pat is an acrobat.




 He can jump.



 He can climb.



 Now I'm a clown!




## Values

### Lesson 4

Listen and say. ↻70


Say and do.

Act.



Please pick that up.

Oh, sorry.



Throw it away.

OK, Mom.

**Value:** keeping places clean  
**Everyday English:** Please pick that up. Throw it away.

Unit 9 Lesson 4

55



## Explore

### Lesson 5

Look and listen. ➔ 71


Listen and read. ➔ 71

Read and say.

# The Circus!




This acrobat is small.  
He can climb and jump.



Look at the juggler.  
She can juggle.



How many colors can you  
see in this clown's wig?



Look at the boy  
catch the girl!



## Phonics

### Lesson 6

Learn the sound.

Sing. 72

Find and say.

un




**bun**



**run**



**sun**



Phonics: *-un bun, run, sun*

Unit 9 Lesson 6

57



## Vocabulary

### Lesson 1

Listen and say. → 73

Listen and find. → 74

Look and say.



farmer



doctor



singer



firefighter





taxi driver



## Structure

### Lesson 2

Listen and say. ↻ 75

Say and do.

Listen, sing, and do. ↻ 76

nurse



pilot



police officer





## Story


### Lesson 3

Look and say.

Listen. ♪ 77

Listen and act. ♪ 77

# Is Mom a Farmer?



Is Mom a taxi driver?

No, she isn't.



Is Mom a farmer?

No, she isn't.



Is Mom a teacher?

No, she isn't.



Is Mom a doctor?

Yes, she is. Good, Adam!



## Values

### Lesson 4

Listen and say. 78

Say and do.

Act.

Wait! It's not safe.

Yes, sir.

OK. It's safe now.

Let's cross.

Value: being safe  
Everyday English: *Wait. It's not safe. Yes, sir. It's safe now. Let's cross.*

Unit 10 Lesson 4

61




# Project

## Lesson 5

Make.

Sing. ↗ 79

Sing and do. ↗ 79







# Phonics

## Lesson 6

Point and say.  
Say and group.  
Listen and check. ↻80



Review: *-at, -et, -op, sh*

Unit 10 Lesson 6

63



**OXFORD**  
UNIVERSITY PRESS

Great Clarendon Street, Oxford, oxford 607, United Kingdom

Oxford University Press is a department of the University of Oxford.  
It furthers the University's objective of excellence in research, scholarship,  
and education by publishing worldwide. Oxford is a registered trade  
mark of Oxford University Press in the UK and in certain other countries

© Oxford University Press 2011

The moral rights of the author have been asserted

First published in 2011

2015 2014 2013 2012 2011

10 9 8 7 6 5 4 3 2 1

**No unauthorized photocopying**

All rights reserved. No part of this publication may be reproduced, stored  
in a retrieval system, or transmitted, in any form or by any means, without  
the prior permission in writing of Oxford University Press, or as expressly  
permitted by law, by licence or under terms agreed with the appropriate  
reprographics rights organization. Enquiries concerning reproduction outside  
the scope of the above should be sent to the ELT Rights Department, Oxford  
University Press, at the address above

You must not circulate this work in any other form and you must impose  
this same condition on any acquirer

Links to third party websites are provided by Oxford in good faith and for  
information only. Oxford disclaims any responsibility for the materials  
contained in any third party website referenced in this work

ISBN: 978 0 19 443336 5      Student's Book  
ISBN: 978 0 19 443345 7      Pack

Printed in China

Reprinted 2012

This book is printed on paper from certified and well-managed sources

**ACKNOWLEDGEMENTS**

The publisher would like to thank the following for permission to reproduce photographs:  
Alamy pp. 14 (students/Gabe Palmer), 20 (insect/Dan Burton, horse/Juniors  
Bildarchiv), 32 (leaves/LHB Photo), 50 (eggs/David Lee, soup/Pixmann),  
56 (clown/John McKenna, acrobat/supershoot); Argos Direct p. 38 (slide);  
Corbis UK Ltd, pp. 8 (Dad/Patrick Lane/Somos Images), 21 (bath/Heide  
Bense), 50 (white girl/Image Source, yoghurt/Maximilian Stock Ltd/The Food  
Passionates), 56 (trapeze/John Lund/Blend Images, juggler/Jon Hrusa/Epa);  
Getty Images pp. 8 (grandparents/Comstock), 14 (drum/Dave King), 20 (rabbit/  
Comstock), 32 (tree/Travelif), 50 (african boy/Ryan McVay), GLTC p. 38 (car),  
38 (trundle); iStockphoto pp. 50 (toast/Svetlana Foote), 57 (bun/Davide  
Chiarito), Oxford University Press p. 8 (girl/Photodisc); Photolibary Group  
pp. 14 (teacher/Image100), 32 (cactus/Wendy Connett), 44 (underwater scene),  
50 (hispanic boy/Fotosearch Premium); Shutterstock pp. 45 (wig/Gladskikh  
Tatiana), 50 (asian girl/Grafica).

Cover illustration by: Paul Gibbs

Main illustration by: Paul Gibbs

All commissioned photography by: Graham Adler at MM Studios pp. 07, 13, 19, 26,  
25, 31, 37, 43, 44, 49, 55, 61

With special thanks to staff and pupils at Long Furlong Primary School,  
Abingdon.



# First Friends

*first for English, first for fun,  
first for young children*

*First Friends is a three-level course that makes the first years of learning English motivating and fun.*

- The special phonics program is ideal for building letter-recognition skills and letter formation.
- Everyday English is taught through the context of important social values such as learning to share.
- Practical cross-curricular lessons link with other subjects such as math and science.
- Engaging activities focus on making connections and seeing patterns, improving critical thinking skills.



Oxford › making  sense

- Student Book with Student Audio CD featuring songs, stories and everyday English
- Activity Book
- Split editions A & B:  
Student Book + Activity Book + Student Audio CD
- Teacher's Book
- Picture Cards
- Class Audio CD
- Oxford iTools: Digital Classroom Resources

**OXFORD**  
UNIVERSITY PRESS

[www.oup.com/elt](http://www.oup.com/elt)

دهخدا

موسسه زبان دهخدا  
[dehkhodaedu.com](http://dehkhodaedu.com)

ISBN 978-0-19-443345-7



9 780194 433457